

PLASMA CATALOG 4.1



**Plasma Cutting and Welding Technology
for all Metalworking Industries.**

**ABICOR
BINZEL** 



Content

■ Content	3
■ Plasma cutting torches "ABIPLAS® CUT" Air cooled • rating up to 70 A ABIPLAS® CUT 70, ABIPLAS® CUT 70 MT	4
■ Plasma cutting torches "ABIPLAS® CUT" Air cooled • rating up to 110 A ABIPLAS® CUT 110, ABIPLAS® CUT 110 MT	6
■ Plasma cutting torches "ABIPLAS® CUT" Air cooled • rating up to 150 A ABIPLAS® CUT 150, ABIPLAS® CUT 150 MT	8
■ Plasma cutting torches "ABIPLAS® CUT" Liquid cooled • rating up to 200 A ABIPLAS® CUT 200 W, ABIPLAS® CUT 200 W MT	10
■ Plasma cutting torches "ABICUT" Air cooled • rating up to 40 A ABICUT 25K, ABICUT 45	12
■ Plasma cutting torches "ABICUT" Air cooled • rating up to 75 A ABICUT 75	14
■ Plasma welding torches "ABIPLAS® WELD" Liquid cooled ABIPLAS® WELD 100 W / MT, ABIPLAS® WELD 150 W / MT	16
■ Cable assembly components and cable assemblies	18
■ Hoses and hose clamps	19
■ Handles, handle tubes, torch carriage and condensate filter	20

Plasma cutting torches "ABIPLAS® CUT"

Air cooled • rating up to 70 A

Torches in the ABIPLAS® CUT series can be used for plasma cutting with compressed air as the plasma and cooling gas in all common cutting positions.

Thanks to a large selection of plasma nozzles, electrodes and accessory parts, ABICOR BINZEL plasma cutting torches are suitable for individual continual use even under the toughest of conditions. Special torches are available for automated applications.

- Robust design and optimum cooling guarantee long torch and consumable life
- Handle with extended trigger offering increased distance between plasma jet and hand facilitating safer and fatigue free working
- Quickly exchangeable consumables (including insulator) – easy handling
- Large range of consumables, equipment and accessories – for all cutting tasks

ABIPLAS® CUT 70



ABIPLAS® CUT 70 MT

ABIPLAS® CUT 70 ABIPLAS® CUT 70 MT

Technical data (EN 60 974-7):

Type of cooling:	air cooled
Pilot current:	15–22 A (max. 25 A)
Rating:	70 A (at 60% Duty cycle) 50 A (at 100% Duty cycle)
Type of gas:	Compressed air
Gas flow:	approx. 155 l/min.
Working pressure:	5–5.5 bar
Air value defined with nozzle size 1.1 mm:	
– Plasma air:	approx. 22 l/min.
– Soft start air:	≥ 12 l/min.
Gas post flow:	≥ 60 s
Type of ignition:	HF
Gas supply:	Compressed air both for plasma and cooling gas
Ignition voltage:	7 kV
Cutting thickness:	max. 25 mm at 70 A depending on material to be cut and power source

Torch complete		Part-No.
Type	Connector	6 m ¹
ABIPLAS® CUT 70	Single connector G1/4"	742.D004
ABIPLAS® CUT 70	Central connector ²	742.D037
ABIPLAS® CUT 70 MT	Single connector G1/4"	742.D110
ABIPLAS® CUT 70 MT	Central connector ²	742.D111











Torch body	
Type	Part-No.
ABIPLAS® CUT 70	742.D022
ABIPLAS® CUT 70	742.D022
ABIPLAS® CUT 70 MT	742.D109
ABIPLAS® CUT 70 MT	742.D109

¹ Other lengths on request.

² For user's safety, please pay attention that the power source is equipped with a central socket corresponding to EN 60 974-1. In case of order, please indicate the machine type and the plug encoding.

ABIPLAS® CUT 70, ABIPLAS® CUT 70 MT

Wear parts

Insulator (2 pcs.)					
		742.D012			
Electrode		Standard (10 pcs.)		long (5 pcs.)	
					
		742.D056		742.D057	
Swirl ring (2 pcs.)					
		742.D073			
Nozzle	Standard (10 pcs.)	Standard cross groove (10 pcs.)	long (5 pcs.)	long cross groove (5 pcs.)	
Ø 0.9 mm / 30 A	742.D008	742.D027	742.D014	742.D029	
Ø 1.1 mm / 30-50 A	-	-	742.D038	-	
Ø 1.1 mm / 30-60 A	742.D018	742.D028	-	-	
Ø 1.2 mm / 50-70 A	742.D041	-	-	-	
Shield cap (1 pc.)					
		742.D078			
Spatter guard (1 pc.)					
		742.D113			
Distance holder¹ (2 pcs.)		 Distance spring			
		742.D010	-	-	-
Distance holder¹ (1 pc.)		 Bevel cutting nozzle			
		742.D114	-	-	-
Distance holder¹ (1 pc.)		 Castellated nozzle long			
		-	-	742.D060	-
Distance holder¹ (2 pcs.)		 Perforation cap			
		742.D063	-	-	-

¹ Only for manual torches.

Plasma cutting torches "ABIPLAS® CUT"

Air cooled • rating up to 110 A

- Robust design and optimum cooling guarantee long torch and consumable life
- Handle with extended trigger offering increased distance between plasma jet and hand facilitating safer and fatigue free working
- Quickly exchangeable consumables (including insulator) – easy handling
- Large range of consumables, equipment and accessories – for all cutting tasks

ABIPLAS® CUT 110



ABIPLAS® CUT 110 MT



ABIPLAS® CUT 110 ABIPLAS® CUT 110 MT

Technical data (EN 60 974-7):

Type of cooling:	air cooled
Pilot current:	15-25 A (max. 27 A)
Rating:	110 A (at 60% Duty cycle) 90 A (at 100% Duty cycle)
Type of gas:	Compressed air
Gas flow:	approx. 180 l/min.
Working pressure:	5-5.5 bar
Air value defined with nozzle size 1.4 mm:	
– Plasma air:	approx. 30 l/min.
– Soft start air:	≥ 15 l/min.
Gas post flow:	≥ 60 s
Type of ignition:	HF
Gas supply:	Compressed air both for plasma and cooling gas
Ignition voltage:	7 kV
Cutting thickness:	max. 40 mm at 110 A depending on material to be cut and power source

Torch complete		Part-No.
Type	Connector	6 m ¹
ABIPLAS® CUT 110	Single connector G1/4"	745.D001
ABIPLAS® CUT 110	Central connector ²	745.D048
ABIPLAS® CUT 110 MT	Single connector G1/4"	745.D035
ABIPLAS® CUT 110 MT	Central connector ²	745.D059

Torch body		Part-No.
Type		
ABIPLAS® CUT 110		745.D025
ABIPLAS® CUT 110		745.D025
ABIPLAS® CUT 110 MT		745.D051
ABIPLAS® CUT 110 MT		745.D051

¹ Other lengths on request.

² For user's safety, please pay attention that the power source is equipped with a central socket corresponding to EN 60 974-1. In case of order, please indicate the machine type and the plug encoding.





ABIPLAS® CUT 110, ABIPLAS® CUT 110 MT


Wear parts

Insulator (1 pc.)		745.D020
--------------------------	--	----------


Electrode (5 pcs.)	 Standard	745.D008	 long	745.D016
---------------------------	---	----------	---	----------


Swirl ring (2 pcs.)		745.D113
----------------------------	---	----------


Nozzle (5 pcs.)	 Standard	 Gouging nozzle	 long	 long cross groove
Ø 1.0 mm / 30-50 A	745.D018	-	-	-
Ø 1.2 mm / 40-70 A	745.D010	-	-	-
Ø 1.2 mm / 50 A	-	-	745.D066	745.D068
Ø 1.4 mm / 70-90 A	745.D017	-	-	-
Ø 1.6 mm / 90-110 A	745.D065	-	-	-
Gouging nozzle	-	745.D067	-	-

Shield cap (1 pc.)		745.D204
---------------------------	--	----------

Spatter guard (1 pc.)		757.D092
------------------------------	--	----------

Distance holder¹ (2 pcs.)	 Distance spring	745.D012	-	-	-
---	---	----------	---	---	---

Distance holder¹ (1 pc.)	 Bevel cutting nozzle	757.D090	-	-	-
--	--	----------	---	---	---

Distance holder¹ (1 pc.)	 Perforation cap	757.D098	-	-	-
--	---	----------	---	---	---

¹ Only for manual torches.

Plasma cutting torches "ABIPLAS® CUT"

Air cooled • rating up to 150 A

- Robust design and optimum cooling guarantee long torch and consumable life
- Handle with extended trigger offering increased distance between plasma jet and hand facilitating safer and fatigue free working
- Quickly exchangeable consumables (including insulator) – easy handling
- Large range of consumables, equipment and accessories – for all cutting tasks

ABIPLAS® CUT 150



ABIPLAS® CUT 150 MT

ABIPLAS® CUT 150 ABIPLAS® CUT 150 MT

Technical data (EN 60 974-7):

Type of cooling:	air cooled
Pilot current:	15–27 A (max. 29 A)
Rating:	150 A (at 60% Duty cycle) 120 A (at 100% Duty cycle)
Type of gas:	Compressed air
Gas flow:	approx. 235 l/min.
Working pressure:	5–5.5 bar
Air value defined with nozzle size 1.8 mm:	
– Plasma air:	approx. 39 l/min.
– Soft start air:	≥ 15 l/min.
Gas post flow:	≥ 60 s
Type of ignition:	HF
Gas supply:	Compressed air both for plasma and cooling gas
Ignition voltage:	7 kV
Cutting thickness:	max. 55 mm at 150 A depending on material to be cut and power source

Torch complete		Part-No.
Type	Connector	6 m ¹
ABIPLAS® CUT 150	Single connector G1/4"	757.D001
ABIPLAS® CUT 150	Central connector ²	757.D023
ABIPLAS® CUT 150 MT	Single connector G1/4"	757.D029
ABIPLAS® CUT 150 MT	Central connector ²	757.D033













Torch body		Part-No.
Type		
ABIPLAS® CUT 150		757.D020
ABIPLAS® CUT 150		757.D020
ABIPLAS® CUT 150 MT		757.D028
ABIPLAS® CUT 150 MT		757.D028

¹ Other lengths on request.

² For user's safety, please pay attention that the power source is equipped with a central socket corresponding to EN 60 974-1. In case of order, please indicate the machine type and the plug encoding.

ABIPLAS® CUT 150, ABIPLAS® CUT 150 MT

Wear parts

Insulator (1 pc.)				
		757.D032		
Electrode (5 pcs.)				
		Standard	long	
		757.D008	757.D017	
Swirl ring (2 pcs.)				
		757.D060		
Nozzle (5 pcs.)				
		Standard	Gouging nozzle	long cross groove
Ø 1.2 mm / 50 A		-	-	757.D016
Ø 1.2 mm / 70 A		757.D037	-	-
Ø 1.5 mm / 70-90 A		757.D009	-	-
Ø 1.6 mm / 90-120 A		757.D010	-	-
Ø 1.8 mm / 120-150 A		757.D011	-	-
Gouging nozzle		-	757.D015	-
Shield cap (1 pc.)				
		757.D091		
Spatter guard (1 pc.)				
		757.D092		
Distance holder¹ (2 pcs.)			Distance spring	
		745.D012	-	
Distance holder¹ (1 pc.)			Bevel cutting nozzle	
		757.D090	-	
Distance holder¹ (1 pc.)			Perforation cap	
		757.D098	-	

¹ Only for manual torches.

Plasma cutting torches "ABIPLAS® CUT"

Liquid cooled • rating up to 200 A

A striking design featuring innovative technology – ABIPLAS® CUT 200 W the liquid cooled plasma cutting torch from ABICOR BINZEL (in manual or robotic compatible version).

Directly cooled, long-life electrodes, extended life nozzles and straightforward construction with only a few easily replaceable wear-parts. These are just some of the "cutting edge" highlights of this product.

Highly efficient, superb cutting performance and flexibility for best results in daily use.



ABIPLAS® CUT 200 W



ABIPLAS® CUT 200 W MT

ABIPLAS® CUT 200 W ABIPLAS® CUT 200 W MT

Wear parts standard / special

Technical data (EN 60 974-7):

Type of cooling:	liquid cooled
Pilot current:	15-27 A (max. 29 A)
Rating:	200 A / 160 A (at 100% Duty cycle)
Type of gas:	Compressed air
Working pressure:	3.5-4.5 bar / 3.5 bar
Air value defined with nozzle size 1.8 mm:	
- Plasma air:	approx. 39 l/min. / approx. 21 l/min.
- Soft start air:	≥ 15 l/min.
Gas post flow:	≥ 20 s
Type of ignition:	HF
Gas supply:	Compressed air for plasma gas
Ignition voltage:	7 kV
Cutting thickness:	max. 70 mm at 200 A / max. 60 mm at 160 A depending on material to be cut and power source

Torch complete (Wear parts standard)		Part-No.	
Type	Connector	6 m	12 m
ABIPLAS® CUT 200 W	Single connector	758.0050	758.0062
ABIPLAS® CUT 200 W MT	Single connector	758.1012	758.1019
ABIPLAS® CUT 200 W	Central connector ¹	758.0054	758.0063
ABIPLAS® CUT 200 W MT	Central connector ¹	758.1015	758.1020














Torch body		Part-No.
Type		Part-No.
ABIPLAS® CUT 200 W		758.0060
ABIPLAS® CUT 200 W MT		758.1016
ABIPLAS® CUT 200 W		758.0060
ABIPLAS® CUT 200 W MT		758.1016

Torch complete (Wear parts special)		Part-No.	
Type	Connector	6 m	12 m
ABIPLAS® CUT 200 W	Single connector	758.0052	758.0064
ABIPLAS® CUT 200 W MT	Single connector	758.1014	758.1021
ABIPLAS® CUT 200 W	Central connector ¹	758.0061	-
ABIPLAS® CUT 200 W MT	Central connector ¹	758.1018	758.1022

¹ For user's safety, please pay attention that the power source is equipped with a central socket corresponding to EN 60 974-1. In case of order, please indicate the machine type and the plug encoding.

ABIPLAS® CUT 200 W, ABIPLAS® CUT 200 W MT

Wear parts

			
Insulator (1 pc.)	757.D032		
			
Electrode (10 pcs.)	Standard 758.0030		Special¹ 758.0031
			
Swirl ring (2 pcs.)	Standard 757.D060		Special¹ 758.0028
			
Nozzle	Standard (10 pcs.)	Gouging nozzle² (1 pc.)	Special¹ (10 pcs.)
Ø 1.0 mm / 40 A	758.0085	-	-
Ø 1.2 mm / 40-70 A	758.0035	-	758.0040
Ø 1.4 mm / 70-90 A	758.0036	-	758.0041
Ø 1.6 mm / 90-120 A	758.0037	-	758.0042
Ø 1.8 mm / 120-160 A	758.0038	-	758.0043
Ø 2.0 mm / 160-200 A	758.0039	-	758.0044
Gouging nozzle	-	758.0073	-
			
Shield cap (1 pc.)	758.0020		
			
Spatter guard (10 pcs.)	758.0026		
			
Distance holder (1 pc.)	Perforation cap 758.0070	Bevel cutting nozzle³ 758.0027	Castellated nozzle 758.0069

¹ The "special" version is for plasma systems without a soft start, as well as for systems where the torch has ignition problems with the "standard version".

² Max. 150 A, it is used instead of the nozzle standard without distance holder.

³ The bevel cutting nozzle is used for the MT-version only as adjustment aid.

Plasma cutting torches "ABICUT"

Air cooled • rating up to 40 A

Air cooled Plasma Cutting Torches ABICUT are particularly suitable for plasma cutting applications in the range of 20 to 75 Amps in all cutting positions. Robust in construction, innovative in design.

- Ergonomic designed, short handle - optimal handling
- Innovative trigger guard - for safe operating

- Positive trigger action - comfortable functioning
- Robust construction and optimal cooling - long lifetime of torch and wear parts
- Contact ignition reduces costs for thermal cutting
- Compatible with all popular plasma cutting power sources

ABICUT 25K

ABICUT 45

ABICUT 25K

Technical data (EN 60 974-7):

Type of cooling:	air cooled
Pilot current:	10-15 A (max. 18 A)
Rating:	20 A (at 35% Duty cycle)
Type of gas:	Compressed air
Gas flow:	approx. 29 l/min.
Working pressure:	2 bar
Air valve defined with nozzle size 0.65 mm:	
- Plasma air:	approx. 8.5 l/min.
Gas post flow:	≥ 60 s
Type of ignition:	Contact
Gas supply:	Compressed air both for plasma and cooling gas
Cutting thickness:	6 mm at 20 A depending on material to be cut and power source

ABICUT 45

Technical data (EN 60 974-7):

Type of cooling:	air cooled
Pilot current:	10-15 A (max. 18 A)
Rating:	40 A (at 60% Duty cycle)
Type of gas:	Compressed air
Gas flow:	approx. 119 l/min.
Working pressure:	5 bar
Air valve defined with nozzle size 0.8 mm:	
- Plasma air:	approx. 15.5 l/min.
Gas post flow:	≥ 60 s
Type of ignition:	Contact
Gas supply:	Compressed air both for plasma and cooling gas
Cutting thickness:	10 mm at 40 A depending on material to be cut and power source

Torch complete		Part-No.	
Type	Connector	4 m	6 m
ABICUT 25K (2-core)	Single connector	748.0054.1	-
ABICUT 25K (4-core)	Single connector	748.0047.1	-
ABICUT 45	Single connector G1/4"	-	748.0046.1
ABICUT 45	Central connector ¹	-	748.0056.1

Torch body		Part-No.
Type		
ABICUT 25K / 45		748.0020.1
ABICUT 25K / 45		748.0020.1
ABICUT 25K / 45		748.0020.1
ABICUT 25K / 45		748.0020.1

¹ For user's safety, please pay attention that the power source is equipped with a central socket corresponding to EN 60 974-1. In case of order, please indicate the machine type and the plug encoding.

ABICUT 25K, ABICUT 45

Wear parts

ABICUT 25K

ABICUT 45

				
Electrode (10 pcs.)	Standard	long	Standard	long
	748.0032.10	748.0048.10	748.0032.10	748.0048.10

		
Swirl ring (2 pcs.)	748.0033.2	748.0033.2

				
Nozzle (10 pcs.)	Standard	long with cross groove	Standard	long with cross groove
Ø 0.65 mm / 20-25 A	748.0034.10	-	748.0034.10	-
Ø 0.80 mm / 20-40 A	748.0035.10	-	748.0035.10	-
Ø 0.90 mm / 20-40 A	-	748.0049.10	-	748.0049.10
Ø 1.00 mm / 30-40 A	748.0061.10	-	748.0061.10	-

		
Shield cap (2 pcs.)	748.0042.2	-
25 A (2-hole)	748.0063.2	-
30 A (3-hole)	748.0052.2	-
35 A (4-hole)	-	748.0043.2
45 A (6-hole)	-	-

		
Distance spring (5 pcs.)	748.0050.5	748.0050.5

	
Multiple spanner (1 pc.)	748.0059.1

Plasma cutting torches "ABICUT"

Air cooled • rating up to 75 A

- Ergonomic designed, short handle - optimal handling
- Innovative trigger guard - for safe operating
- Positive trigger action - comfortable functioning
- Robust construction and optimal cooling - long lifetime of torch and wear parts
- Contact ignition reduces costs for thermal cutting
- Compatible with all popular plasma cutting power sources
- Shock resistant shield cap from special material
- Two stage distance shield for best cutting results in high and low amp area
- Optional with coaxial cable
- Optional in HF version

ABICUT 75

ABICUT 75 Coaxial cable

ABICUT 75 ABICUT 75 HF ABICUT 75 Coaxial cable ABICUT 75 HF Coaxial cable

Technical data (EN 60 974-7):

Type of cooling:	air cooled
Pilot current:	15-22 A (max. 25 A)
Rating:	75 A (at 60% Duty cycle)
Type of gas:	Compressed air
Gas flow:	approx. 135 l/min.
Working pressure:	5-5.5 bar
Air valve defined with nozzle size 1.2 mm:	
- Plasma air:	approx. 25 l/min.
- Soft start air:	≥ 12 l/min.
Gas post flow:	≥ 60 s
Type of ignition:	Contact / HF
Gas supply:	Compressed air both for plasma and cooling gas
Ignition voltage:	7 kV (HF)
Cutting thickness:	20 mm at 75 A depending on material to be cut and power source

Torch complete

Type	Connector ¹	Part-No. 6 m
ABICUT 75	Single connector G1/4"	748.0124.1
ABICUT 75	Central connector ²	748.0130.1
ABICUT 75 HF	Single connector G1/4"	748.0125.1
ABICUT 75 HF	Central connector ²	748.0131.1
ABICUT 75 Coaxial cable	Central connector ²	748.0132.1
ABICUT 75 HF Coaxial cable	Central connector ²	748.0133.1

Torch body

Type	Part-No.
ABICUT 75	748.0100.1
ABICUT 75	748.0100.1
ABICUT 75 HF	748.0100.1
ABICUT 75 HF	748.0100.1
ABICUT 75 Coaxial cable	748.0100.1
ABICUT 75 HF Coaxial cable	748.0100.1

¹ Other machine side connections on request.

















² For user's safety, please pay attention that the power source is equipped with a central socket corresponding to EN 60 974-1. In case of order, please indicate the machine type and the plug encoding.

ABICUT 75

Wear parts

Standard

HF version

			
Cooling tube (2 pcs.)	Standard 748.0116.2	Standard 748.0116.2	long 748.0129.2
			
Electrode (10 pcs.)	Standard 748.0118.10	Standard 748.0118.10	long 748.0128.10
			
Swirl ring (2 pcs.)	748.0108.2	748.0117.2	
			
Nozzle (10 pcs.)	Standard	Standard	long
Ø 1.0 mm / up to 55 A	748.0119.10	748.0119.10	-
Ø 1.2 mm / up to 75 A	748.0120.10	748.0120.10	-
Ø 1.0 mm / up to 50 A	-	-	748.0121.10
Ø 1.2 mm / up to 70 A	-	-	748.0122.10
			
Pressure spring (5 pcs.)	748.0107.5	-	
			
Shield cap (2 pcs.)		748.0112.2	
			
Distance spring (5 pcs.)	748.0115.5		-
			
Distance shield (2 pcs.)	748.0127.2		-
			
Multiple spanner (1 pc.)		748.0059.1	

Plasma welding torches "ABIPLAS® WELD"

Liquid cooled

ABIPLAS® WELD the plasma welding torch generation, economical and efficient, from ABICOR BINZEL. Thanks to their compact design ABIPLAS® WELD torches improve accessibility even on difficult component geometries. The very stable process permits spatter free welding and brazing, with high quality joint characteristics. Suitable for both manual and machine welding.



ABIPLAS® WELD 100 W

ABIPLAS® WELD 150 W



ABIPLAS® WELD 100 W MT

ABIPLAS® WELD 150 W MT

ABIPLAS® WELD 100 W ABIPLAS® WELD 100 W MT

Technical data (EN 60 974-7):

Type of cooling:	liquid cooled
Welding current:	3-100 A
Duty cycle:	100%
Welding speed:	Vs up to 1.5 m/min.
Nozzle diameter:	0.8-3.6 mm
Required cooling capacity:	1.1 KW

ABIPLAS® WELD 150 W ABIPLAS® WELD 150 W MT

Technical data (EN 60 974-7):

Type of cooling:	liquid cooled
Welding current:	15-150 A
Duty cycle:	100%
Welding speed:	Vs bis 4.0 m/min.
Nozzle diameter:	1.2-3.0 mm
Required cooling capacity:	1.5 KW

Torch complete Type	Connector ¹	Part-No.	
		4 m	8 m
ABIPLAS® WELD 100 W	Central connector	698.0075	698.0085
ABIPLAS® WELD 100 W MT 70	Central connector	698.1010	-
ABIPLAS® WELD 100 W MT	Central connector	698.1013	698.1014
ABIPLAS® WELD 150 W	Central connector	698.2023	698.2024
ABIPLAS® WELD 150 W MT 70	Central connector	698.3009	698.3010
ABIPLAS® WELD 150 W MT	Central connector	698.3011	698.3012

Torch body Type	Part-No.
ABIPLAS® WELD 100 W	698.0001
ABIPLAS® WELD 100 W MT 70	698.0134
ABIPLAS® WELD 100 W MT	698.1001
ABIPLAS® WELD 150 W	698.2001
ABIPLAS® WELD 150 W MT 70	698.2080
ABIPLAS® WELD 150 W MT	698.3001

¹ Other versions (single or central adaptor) available on request.

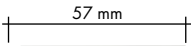
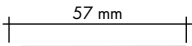
ABIPLAS® WELD 100 W / MT, ABIPLAS® WELD 150 W / MT



Wear parts

ABIPLAS® WELD 100 W / MT





ABIPLAS® WELD 150 W / MT

		
Torch cap (1 pc.)		
Ø 1.0 mm	698.0058	-
Ø 1.6 mm	698.0059	698.2033
Ø 2.4 mm	698.0016	698.2030
Ø 3.2 mm	698.0027	698.2012

		
Tungsten electrode (10 pcs.)		
Ø 1.0 mm	698.0064	-
Ø 1.6 mm	698.0065	698.0065
Ø 2.4 mm	698.0066	698.0066
Ø 3.2 mm	698.0067	698.0067

		
Centering ceramic	(10 pcs.)	(1 pc.)
Ø 1.0 mm	698.0054	-
Ø 1.6 mm	698.0055	698.2035
Ø 2.4 mm	699.0081	698.2032
Ø 3.2 mm	698.0029	698.2020

		
Insulating ring (10 pcs.)		
	698.0048	699.0041

				
Nozzle	(10 pcs.)	(10 pcs.)	(10 pcs.)	(5 pcs.)
Ø 0.8 mm	698.0060	698.0077	-	-
Ø 1.2 mm	698.0061	698.0078	698.2036	-
Ø 1.4 mm	-	-	698.2037	-
Ø 1.6 mm	-	-	698.2038	698.2057
Ø 1.7 mm	698.0062	698.0079	-	-
Ø 1.8 mm	-	-	698.2014	-
Ø 2.0 mm	-	-	698.2015	698.2058
Ø 2.3 mm	698.0019	698.0080	698.2016	-
Ø 2.6 mm	698.0063	698.0081	698.2017	698.2059
Ø 3.0 mm	698.0030	-	698.2018	-
Ø 3.6 mm	698.0053	-	698.2086	-
Ø 4.0 mm	-	-	698.2082	-

		
Gas diffuser (2 pcs.)		
	698.0012.2	698.2009.2

					
Shielding gas nozzle (10 pcs.)					
	698.0015	698.0082	699.0071	698.2087.10	698.2060

				
Adjust gauge (1 pc.)				
	698.0018	698.0083	698.2019	698.2062

Cable assembly components and cable assemblies

I. Cable assembly components Plasma Cutting Torches air cooled

Type	Power cable		Pilot cable 1 pole per 100 m	Control cable per 100 m	
	4 m	6 m		2 pole	3 pole
ABIPLAS® CUT 70	-	116.D003	100.0074	-	100.0100
ABIPLAS® CUT 70 MT	-	116.D003	100.0074	-	100.0100
ABIPLAS® CUT 110	-	116.D003	100.0074	-	100.0100
ABIPLAS® CUT 110 MT	-	116.D003	100.0074	-	100.0100
ABIPLAS® CUT 150	-	116.D004	100.0074	-	100.0100
ABIPLAS® CUT 150 MT	-	116.D004	100.0074	-	100.0100
PSB 31 KZS/KKS	116.0470	116.0472	-	100.0099	-
PSB 31 HFS	116.0470	116.0472	100.0074	100.0099	-
PSB 60 S	116.0592	116.0299	100.0074	100.0099	-
PSB 121 S	-	116.0098	100.0074	100.0099	-
AUT PSB 121 L	-	116.0106	100.0074	-	-

II. Cable assemblies Plasma Cutting Torches air cooled

Type	Description	4 m		6 m	
				Single connector	Central connector
ABICUT 25K	4-core	748.0045.1	-	-	-
ABICUT 25K	2-core	748.0055.1	-	-	-
ABICUT 45		-	748.0044.1	748.0057.1	
ABICUT 75	Standard / HF	-	748.0123.1	748.0123.1	
ABICUT 75	Coaxial cable / Standard / HF	-	-	748.0134.1	

III. Cable assembly components Plasma Cutting Torches liquid cooled

Type	Power cable SC		Power cable CC		Pilot cable 1 pole per 100 m	Control cable 2 pole per 100 m
	6 m	12 m	6 m	12 m		
ABIPLAS® CUT 200 W	115.0520	115.0525	115.0522	115.0526	100.0074	100.0099
ABIPLAS® CUT 200 W MT	115.0520	115.0525	115.0522	115.0526	100.0074	100.0099

IV. Cable assembly components Plasma Welding Torches liquid cooled

Type	Power cable 1		Power cable 2		Pilot cable 1 pole per 100 m	Control cable 7 pole per 100 m
	4 m	8 m	4 m	8 m		
ABIPLAS® WELD 100 W	150.0123	150.0124	150.0125	150.0126	100.0074	100.0112
ABIPLAS® WELD 100 W MT	150.0123	150.0124	150.0125	150.0126	100.0074	100.0112
ABIPLAS® WELD 150 W	150.0123	150.0124	150.0125	150.0126	100.0074	100.0112
ABIPLAS® WELD 150 W MT	150.0123	150.0124	150.0125	150.0126	100.0074	100.0112

Hoses and hose clamps

V. Gas hoses, Water hoses and Outer hoses

Type	Gas hose	Water hose (feed)	Water hose (return)	Outer hose	
	per 100 m	per 100 m	per 100 m	6 m	40/60 m
ABIPLAS® CUT 70	-	-	-	107.D004 ¹	-
ABIPLAS® CUT 70 MT	-	-	-	107.D004 ¹	-
ABIPLAS® CUT 110	-	-	-	107.D004 ¹	-
ABIPLAS® CUT 110 MT	-	-	-	107.D004 ¹	-
ABIPLAS® CUT 150	-	-	-	107.D005 ¹	-
ABIPLAS® CUT 150 MT	-	-	-	107.D005 ¹	-
ABIPLAS® CUT 200 W	109.0032	109.0057	109.0056	-	107.0004 ²
ABIPLAS® CUT 200 W MT	109.0032	109.0057	109.0056	-	107.0004 ²
PSB 31 KZS/KKS	-	-	-	-	110.0018 ³
PSB 31 HFS	-	-	-	-	110.0018 ³
PSB 60 S	-	-	-	-	105.0005 ²
PSB 121 S	109.0039	-	-	-	105.0005 ²
AUT PSB 121 L	102.0124	-	-	-	105.0005 ²
ABIPLAS® WELD 100 W	109.0055	109.0011	109.0011	-	105.0005 ²
ABIPLAS® WELD 100 W MT	109.0055	109.0011	109.0011	-	105.0005 ²
ABIPLAS® WELD 150 W	109.0055	109.0011	109.0011	-	105.0005 ²
ABIPLAS® WELD 150 W MT	109.0055	109.0011	109.0011	-	105.0005 ²

¹ Only for single connection. Central connection on request.

² per 40 m

³ per 60 m

VI. Leather hoses and hose coupling

Type	Description	Part-No.
ABIPLAS® WELD 100 W	Leather hose 0.8 m	108.0028
ABIPLAS® WELD 150 W		
ABIPLAS® WELD 100 W	Hose coupling complete for connecting leather and outer hose	400.0391
ABIPLAS® WELD 150 W		

VII. Hose clamps

Type	Part-No. (100 pcs.)	for hose					
		102.0124	109.0011	109.0032	109.0055	109.0056	109.0057
Hose clamp Ø=9.0 with ring (mark. 9.5)	173.0001	•		•		•	•
Hose clamp Ø=6.2 with ring (mark. 6.6)	173.0006				•		
Hose clamp Ø=7.5 with ring (mark. 8.0)	173.0007		•				
Hose clamp Ø=5.7 with ring (mark. 6.1)	173.0008				•		

Handles, handle tubes, torch carriage and condensate filter

VIII. Handles, Control modules, Trigger, Switch guard and ball and socket joint / Sleeve

Type	Handle	Control module Up/Down	Trigger	Switch guard	Ball and socket joint / Sleeve
ABIPLAS® CUT 70	745.D046	-	185.D065	400.D252	-
ABIPLAS® CUT 110	745.D046	-	185.D065	400.D252	-
ABIPLAS® CUT 150	757.D003	-	185.D065	400.D252	-
ABIPLAS® CUT 200 W	758.D001	-	185.D039	-	-
PSB 31 KZS / KKS	742.0044	-	185.0010	-	002.0064
PSB 31 HFS	742.0044	-	185.0010	-	742.0185
PSB 60 S	743.0038	-	-	-	-
PSB 121 S	743.0038	-	-	-	-
ABIPLAS® WELD 100 W	180.0146.1	400.1279.1	-	-	400.0991
ABIPLAS® WELD 150 W	180.0146.1	400.1279.1	-	-	400.0991
ABICUT 25K	748.0053.1	-	185.0005	-	-
ABICUT 45	748.0053.1	-	185.0005	-	-
ABICUT 75	748.0053.1	-	185.0005	-	-

IX. Handle tubes, Adaptors, Coupling nut, Cable support spring and Mounting

Type	Handle tube	Adaptor for handle tube	Cable support spring	Mounting cpl.
ABIPLAS® CUT 70 MT	757.D087	500.D049	-	757.D089
ABIPLAS® CUT 110 MT	757.D087	500.D049	-	757.D089
ABIPLAS® CUT 150 MT	757.D087	400.0137	-	757.D089
ABIPLAS® CUT 200 W MT	758.1008	-	-	780.0260
AUT PSB 121 L	743.0211	-	-	-
ABIPLAS® WELD 100 W MT	698.1017	-	775.1341	780.0222
ABIPLAS® WELD 150 W MT	698.1017	-	775.1341	780.0222
ABIPLAS® WELD 100 W MT 70	698.1017	-	775.1341	780.0222
ABIPLAS® WELD 150 W MT 70	698.1017	-	775.1341	780.0222

X. Torch carriage


Type	Torch carriage	Torch carriage	Extension cpl.		Extension arm holder	
			250 mm	440 mm	Centre pin	Thread
PSB 31	-	742.0187	-	743.0346	743.0342	743.0343
PSB 60 S / PSB 121 S with spring support	-	742.0027	-	743.0346	743.0342	743.0343
ABICUT 25K / 45	742.D121.1	742.D043 ¹	742.D052	-	743.0342	-
ABIPLAS® CUT 70	742.D051	742.D043	742.D052	-	743.0342	-
ABIPLAS® CUT 110	745.D079	745.D070	742.D052	-	743.0342	-
ABIPLAS® CUT 150	745.D079	745.D070	742.D052	-	743.0342	-
ABIPLAS® CUT 200 W	758.0055	758.0056	742.D052	-	743.0342	-

¹ For ABICUT 25K / 45 the torch carriage 742.D043 requires an adaptor ring 742.D122.1.


XI. Condensate filter

Type	Part-No.
Condensate filter	743.0294
Condensate filter for replacement	743.0384


Notes



Notes



Notes



Our product range:

■ MIG/MAG

- Welding Torches
- Machine and Special Torches
- Push-Pull Welding Torches
- Fume Extraction Torches
- Central Adaptor System

■ TIG

- Welding Torches
- Machine and Special Torches

■ PLASMA

- Cutting Torches
- Welding Torches
- Machine and Special Torches

■ ROBOTIC SYSTEMS

- Robot Torches MIG/TIG/PLASMA
- Electronic Welding Regulator
- Laser Heads
- Seam Tracking Sensors
- TCP Programming Aid
- Robot Mounts
- Wire Cutting Station
- Torch Cleaning Station
- Wire Feeding Systems

■ Welding Accessories

- Fumes Extraction Systems
- Coolers
- Welding Cable Plug and Socket
- Anti Spatter Spray and Paste
and so on ...



Alexander Binzel Schweisstechnik GmbH & Co. KG
 Kiesacker · 35418 Buseck · GERMANY
 Phone: +49 (0) 64 08 / 59-0
 Fax: +49 (0) 64 08 / 59-191
 E-mail: info@binzel-abicor.com

www.binzel-abicor.com